

Electrically Interlocked Heavy-Duty Shields

ELECTRICALLY INTERLOCKED DRILL PRESS SHIELDS

Goes beyond OSHA and ANSI safety requirements—


PTR 03/140 Shield

This electrically interlocked heavy-duty shield is ideal for small to medium size drill presses and similar machines. When the shield is swung out of position, the positive contacts on the microswitch open, sending a stop signal to the machine control. The safety microswitch electrical wires are furnished with a protective cover and connect to the safety circuit of the machine that switches off the control to the movement of the spindle. All safety microswitches are mounted in an enclosed housing with an enclosure rating of IP 67.

The shield consists of a high impact-resistant, transparent polycarbonate semi-octagonal front shield that provides operator protection from flying chips and coolant. The adjustable shield clamps to a steel support rod that rotates 180° and operates the shield safety microswitch. The shield mounts to the left side of the machine using a steel mounting bracket.



Electrically interlocked shield for small to medium size drill presses.



Electrically interlocked shield for larger drill presses and radial drill presses.

PTR 02/130, PTR 02/180, PTR 20/300, PTR 20/350

These electrically interlocked heavy-duty shields are ideal for larger drill presses and radial drill presses. When the shields are swung out of position, the positive contacts on the microswitch open, sending a stop signal to the machine control. The safety microswitch electrical wires are furnished with a protective cover and connect to the safety circuit of the machine that switches off the control to the movement of the spindle. All safety microswitches are mounted in an enclosed housing with an enclosure rating of IP 67.

The shields consist of a high impact-resistant, transparent polycarbonate semi-octagonal front shield that provides operator protection from flying chips and coolant. The adjustable shields clamp to a steel support rod that rotates 180° and operates the shield safety microswitch. The shields mount to the left side of the machine using a steel mounting bracket.

These shields are available in different sizes and provide double vertical adjustment. The PTR 20-series shields have a tubular steel telescopic shield support rod.

INTERLOCK SWITCH SPECIFICATIONS

Contact Arrangement.....1 NO and 1 NC

Operating Temperature23° to 113° F (-5° to 45° C)

Switching Ability4 A @ 24 V AC, 4 A @ 120/250 V AC

2 A @ 24 V DC, .4 A @ 120 V DC, .3 A @ 250 V DC

Mechanical Life1 Million Switching Cycles

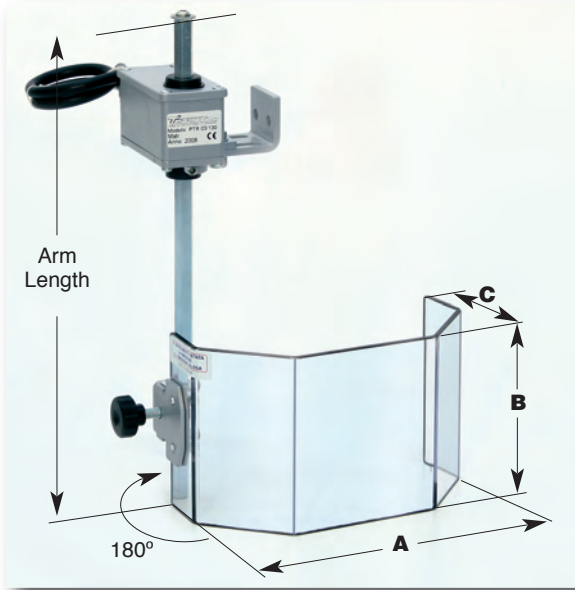
Enclosure RatingIP 67



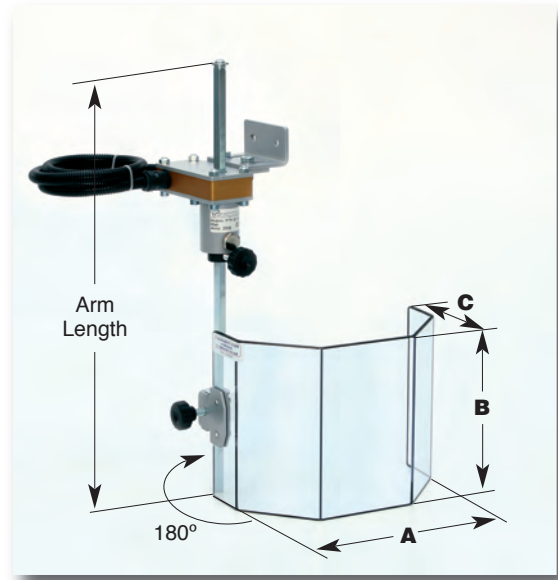
(Continued on next page.)

Electrically Interlocked Heavy-Duty Shields

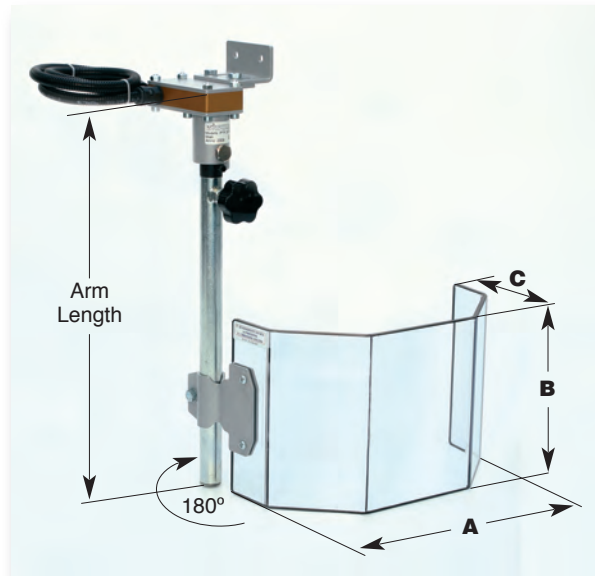
ELECTRICALLY INTERLOCKED DRILL PRESS SHIELD DIMENSIONS



PTR 03/140



**PTR 02/130 &
PTR 02/180**



**PTR 20/300 &
PTR 20/350**

Ordering Information

Part No.	Arm Length	A	B	C
PTR 03/140	13.77" (350 mm)	7.87" (200 mm)	5.51" (140 mm)	3.93" (100 mm)
PTR 02/130	17.71" (450 mm)	9.05" (230 mm)	5.11" (130 mm)	4.52" (115 mm)
PTR 02/180	17.71" (450 mm)	9.05" (230 mm)	7.08" (180 mm)	4.52" (115 mm)
PTR 20/300	15.74"-27.55" (440-700 mm)	11.81" (300 mm)	7.87" (200 mm)	5.90" (150 mm)
PTR 20/350	15.74"-27.55" (440-700 mm)	13.77" (350 mm)	9.44" (240 mm)	6.88" (175 mm)

Electrically Interlocked Heavy-Duty Shields

ELECTRICALLY INTERLOCKED LATHE CHUCK SHIELDS

Goes beyond OSHA and ANSI safety requirements—

These electrically interlocked heavy-duty shields are for lathe chucks. When the lathe chuck shield is lifted up, the positive contacts on the microswitch open, sending a stop signal to the machine control. The safety microswitch electrical wires are furnished with a protective sheath and connect to the safety circuit of the machine that switches off the control to the movement of the chuck. All safety microswitches are mounted in an enclosed housing with an enclosure rating of IP 67.

They have a thermo-formed shield made from high impact-resistant, transparent polycarbonate that protects operators from direct contact with the upper portion of the rotating chuck. The shields, in tubular-steel frames, are attached with a steel clamp to a support arm that rotates 90° and operates the safety microswitch.

These electrically interlocked lathe chuck shields are available in several sizes. A handle is furnished for lifting the shield up and out of the way for easy access to the workpiece and for changing chucks.



Electrically interlocked chuck shield on lathe.

INTERLOCK SWITCH SPECIFICATIONS



Contact Arrangement2 NC


Operating Temperature23° to 113° F (-5° to 45° C)

Switching Ability4 A @ 24 V AC, 4 A @ 120/250 V AC
2 A @ 24 V DC, .4 A @ 120 V DC, .3 A @ 250 V DC

Mechanical Life1 Million Switching Cycles

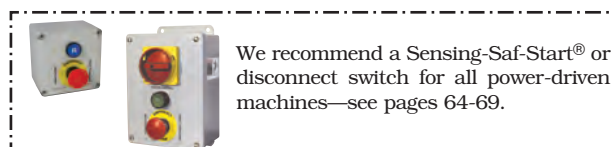
Enclosure RatingIP 67

DIMENSIONS



Ordering Information

Part No.	A	B	C
PTO 01/300	11.82" (300 mm)	7.87" (200 mm)	7.08" (180 mm)
PTO 01/400	15.75" (400 mm)	9.25" (235 mm)	9.05" (230 mm)
PTO 01/500	19.68" (500 mm)	9.25" (235 mm)	11.02" (280 mm)
PTO 01/600	23.62" (600 mm)	9.25" (235 mm)	12.99" (330 mm)




We recommend a Sensing-Saf-Start® or disconnect switch for all power-driven machines—see pages 64-69.

Electrically Interlocked Heavy-Duty Shields

ELECTRICALLY INTERLOCKED CROSSLIDE/CARRIAGE TRAVEL LATHE SHIELDS

Goes beyond OSHA and ANSI safety requirements—



These are electrically interlocked heavy-duty crossslide/carriage travel shields. When the shield is swung out of position, the positive contacts on the microswitch open, sending a stop signal to the machine control. The safety microswitch electrical wires are furnished with a protective sheath and connect to the safety circuit of the machine that switches off the control to the movement of the chuck. All safety microswitches are mounted in an enclosed housing with an enclosure rating of IP 67.

The shields consist of a high impact-resistant, transparent polycarbonate front panel with an aluminum top plate that provides operator protection from flying chips and coolant. The adjustable shield attaches to tubular-steel arms that provide additional adjustability at the joint and steel base. The steel base which houses the safety microswitch mounts to the backside of the horizontal carriage of the machine.

These electrically interlocked crossslide/carriage travel lathe shields are available in different sizes. Because the shield, arms, and base are adjustable, the shield can be positioned for maximum protection during operation and can be swung out of the way for easy access to the workpiece and tooling.

INTERLOCK SWITCH SPECIFICATIONS

Contact Arrangement2 NC

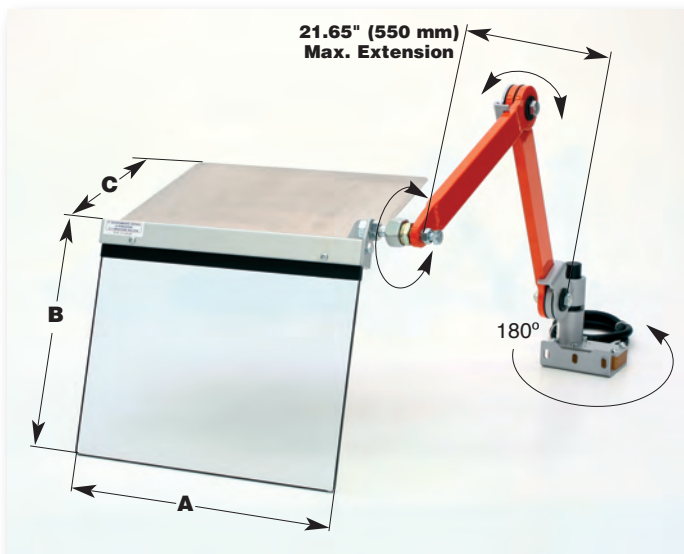
Operating Temperature23° to 113° F (-5° to 45° C)

Switching Ability4 A @ 24 V AC, 4 A @ 120/250 V AC
2 A @ 24 V DC, .4 A @ 120 V DC, .3 A @ 250 V DC

Mechanical Life1 Million Switching Cycles

Enclosure Rating.....IP 67

DIMENSIONS



Ordering Information

Part No.	A	B	C
PTO 10/350	13.77" (350 mm)	11.81" (300 mm)	11.02" (280 mm)
PTO 10/435	15.74" (400 mm)	13.77" (350 mm)	12.20" (310 mm)

Electrically Interlocked Heavy-Duty Shields

ELECTRICALLY INTERLOCKED MILLING MACHINE SHIELDS

Goes beyond OSHA and ANSI safety requirements—



Semicircular Shield

These are electrically interlocked heavy-duty shields for vertical milling machines with two (2) safety microswitch locations. When the shield is swung out of position at either safety microswitch location, the positive contacts on the microswitch open, sending a stop signal to the machine control. The safety microswitch electrical wires are furnished with a protective sheath and connect to the safety circuit of the machine that switches off the control to the movement of the spindle. All safety microswitches are mounted in an enclosed housing with an enclosure rating of IP67.

These have a thermo-formed shield made from high impact-resistant, transparent polycarbonate that provides operator protection from flying chips and coolant. The shields, in tubular-steel frames, clamp to a support rod that rotates 180° and operates the shield safety microswitch. Tubular-steel arms provide additional adjustability at the joint and steel base. The steel base, which houses a second safety

microswitch, can be laterally adjusted from .59" to 7.87" (15 to 200 mm).

These electrically interlocked milling machine shields are available in different sizes and are available as left-mount or right-mount models. Because the shield, arms, and base are adjustable, the shield can be positioned for maximum protection during operation and can be swung out of the way for easy access to the workpiece and tooling.

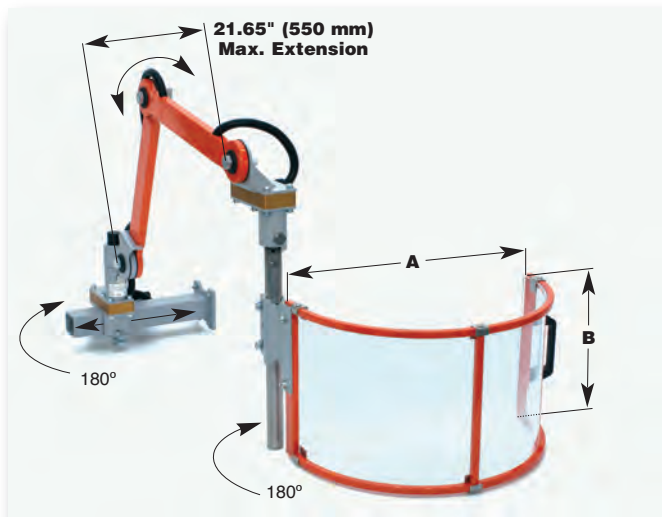
INTERLOCK SWITCH SPECIFICATIONS



- Contact ArrangementTwo safety switches—2 NC contacts per switch
- Operating Temperature23° to 113° F (-5° to 45° C)
- Switching Ability.....4 A @ 24 V AC, 4 A @ 120/250 V AC
2 A @ 24 V DC, .4 A @ 120 V DC, .3 A @ 250 V DC
- Mechanical Life1 Million Switching Cycles
- Enclosure RatingIP 67



SHIELD DIMENSIONS



Left Mount—Semicircular Shield

Part No.	A	B
PFR 01/300/SX	11.81" (300 mm)	7.78" (200 mm)
PFR 01/400/SX	15.74" (400 mm)	9.25" (235 mm)
PFR 01/500/SX	19.68" (500 mm)	9.25" (235 mm)
PFR 01/600/SX	23.62" (600 mm)	9.25" (235 mm)

Right Mount—Semicircular Shield

Part No.	A	B
PFR 01/300/DX	11.81" (300 mm)	7.78" (200 mm)
PFR 01/400/DX	15.74" (400 mm)	9.25" (235 mm)
PFR 01/500/DX	19.68" (500 mm)	9.25" (235 mm)
PFR 01/600/DX	23.62" (600 mm)	9.25" (235 mm)

(Continued on next page.)

